


PANELS

Panels Frame: 20 x 20 / 30 x 30

Mesh: 22 x 100 x 3 mm

Painting: Epoxy polyester powder

COLOURS:



PANELS H.960

Base	Height	Code
200	960	R020096
300	960	R030096
700	960	R070096
800	960	R080096
1000	960	R100096
1200	960	R120096
1500	960	R150096

PANELS H.1260

Base	Height	Code
200	1260	R020126
300	1260	R030096
700	1260	R070126
800	1260	R080126
1000	1260	R100126
1200	1260	R120126
1500	1260	R150126

PANELS H.1500

Base	Height	Code
200	1500	R020150
300	1500	R030150
700	1500	R070150
800	1500	R080150
1000	1500	R100150
1200	1500	R120150
1500	1500	R150150

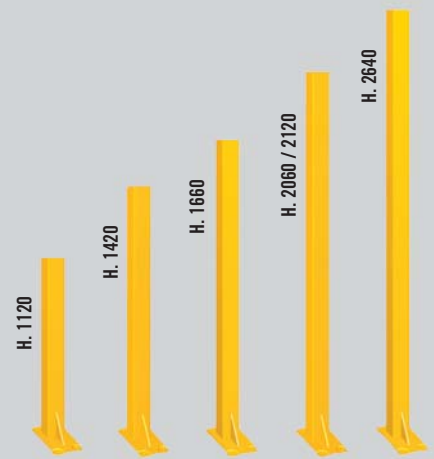
PANELS H.1900

Base	Height	Code
200	1900	R020190
300	1900	R030190
700	1900	R070190
800	1900	R080190
1000	1900	R100190
1200	1900	R120190
1500	1900	R150190

MODULARITY



Base	Standard Modules
400	200 + 200
500	200 + 300
600	300 + 300
900	700 + 200
1100	800 + 300
1300	1000 + 300
1400	1200 + 200
2000	1000 + 1000
2400	1200 + 1200
3000	1500 + 1500



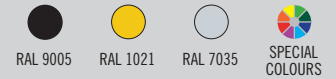
POSTS

Uprights: 60 x 60 x 2

Baseplate: Forged with 4 anchor points

Painting: Epoxy polyester powder

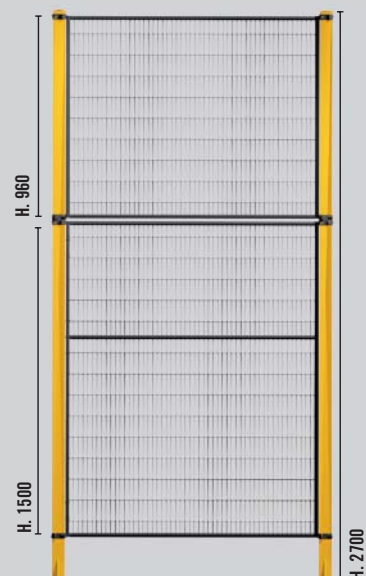
COLOURS:



PIANTANE

Height	Code
1120 adjustable	HOL1120
1420 adjustable	HOL1420
1660 adjustable	HOL1660
1700 adjustable	HOL1700
2060 adjustable	HOL2060
2120 adjustable	HOL2120
2640 adjustable	HOL2640

STRONG H.2700



*In Series HEAVY codes substitute the letter R with S i.e.:
Series Strong R100190 / Series Heavy S100190